




Family Activities

Readiness Skill: Knows home address, phone number and birthday

Personal information such as home address, phone number and birthday are important to know for children that are entering kindergarten. Knowledge of this information could prove very beneficial for safety reasons as well.

Pretend Post Office

Make a pretend post office in your home by using various items such as pencils, crayons, paper, envelopes and old junk mail. A mailbox can be made from using a cardboard box or shoebox. Your child can use the materials to write letters to friends and family members. Help your child by writing your home address on the envelopes before pretend “sending” them. Be sure to have your child repeat his or her address after you as you read it aloud.



Fun Chants

Try these simple yet fun chants to help your child learn his or her address.

Address Chant
Dog, Cat, Bird, Mouse. Tell me the address of your house.
Phone Number Chant
Cake, Candy, Ice Cream Cone. Tell me the number on your phone.



Telephone Tune



Learning a telephone number can be as simple as learning a classic children's song. The tune Twinkle, Twinkle, Little Star contains seven syllables- one that can be used for each of the seven numbers in your phone number. Simply replace the lyrics of the song with one of each of your telephone numbers.

Phone Home

Ever wondered what to do with those old cell phones? Don't throw them out! Let your child practice dialing your telephone number using the old phone. After many opportunities to practice your child will be well on their way to learning this important number.



All About Me Book

Using the All About Me book template provided with this family print activity, work with your child to illustrate and complete each section of the book containing personal information for your child such as birthday, address, phone number, etc. Practice reading and place in your child's collection of books to enjoy again and again.

All About Me


By _____

All About Me

By: _____

(FIRST, MIDDLE AND LAST NAME)

Use crayons or markers to design a cover for this book.



This is a picture of me.

Your child may draw as self-portrait.



This is where I live. My address is


_____.

(STREET AND NUMBER) Your child may draw a picture of the place they live.



My phone number is _____.

Your child may draw a picture of a telephone/cell phone and write the numbers that are in their phone number.



My birthdate is _____.

(Month, Day, Year) Your child may draw a picture celebrating their birthdate.



These are some things I like.

Help your child brainstorm a list of things they enjoy and then draw a picture of them on this page.